

LungMAP

Aug 1, 2016 - Aug 31, 2016

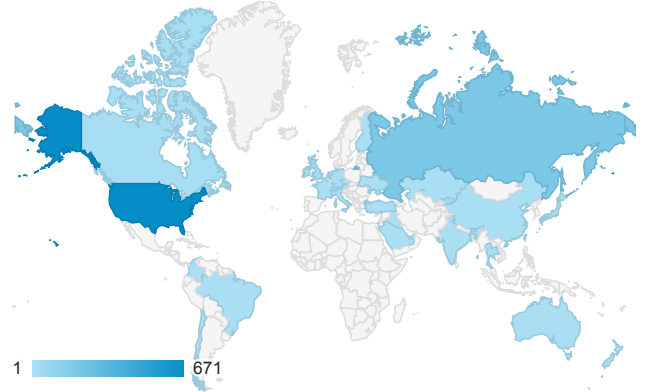
Some data in this report may have been removed when a threshold was applied. [Learn more](#)

All Users
100.00% Sessions

Pageviews by Page

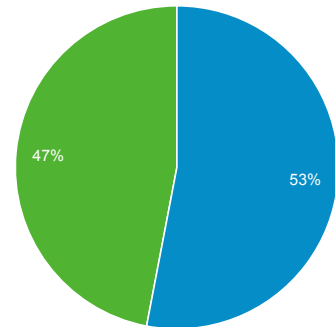
Page	Pageviews
/	1,713
/about/lungmap-team/research-centers/cincinnati-childrens-hospital-medical-center/	117
/breath-experiment-browser/?visibletabs=LMXT000000003	114
/breath-search/?query=acta2&searchCategory=Gene&resultCategory=LMXT0000000015	113
/breath-lipidomics-time-course-experiment-page/?experimentId=LMEX00000000862&analysisId=LMAN00000000082&entityId=LMGP01050073	98
/breath-image-annotation-page/?experimentType=LMXT00000000003&experimentId=LMEX0000000056&imageId=LMEX0000000056_IMG_1	95
/breath-proteomics-time-course-experiment-page/?experimentId=LMEX00000000861&analysisId=	95
/breath-lipidomics-time-course-experiment-page/?experimentId=LMEX00000000862&analysisId=LMAN00000000082	82
/breath-immunofluorescence-experiment/?experimentId=LMEX0000000056	77
/breath-search/?query=lung&searchCategory=Anatomy&resultCategory=LMXT0000000008	76

Location



New VS returning visitors

Returning Visitor (blue) New Visitor (green)

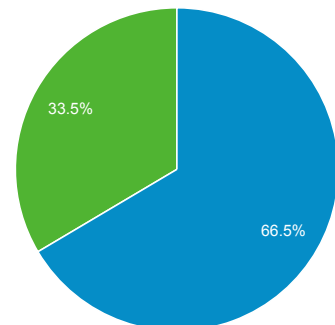


Sessions and % New Sessions by Default Channel Grouping

Default Channel Grouping	Sessions	% New Sessions
Referral	457	51.42%
Direct	316	36.71%
Organic Search	183	60.11%
Social	25	0.00%

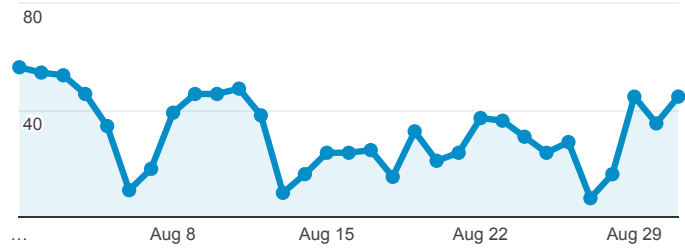
Demographics - Gender

male (blue) female (green)



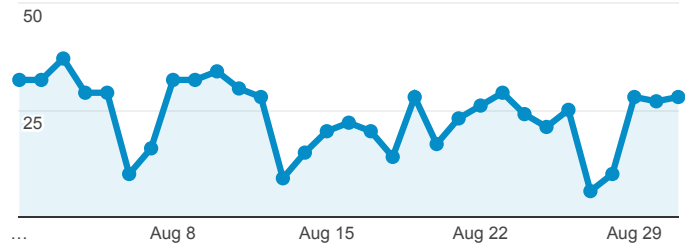
Visits

● Sessions



Unique users

● Users



Pageviews

7,025

% of Total: 100.00% (7,025)



Pages per visit

7.16

Avg for View: 7.16 (0.00%)



Bounce rate

52.29%

Avg for View: 52.29% (0.00%)



Session duration

00:09:21

Avg for View: 00:09:21 (0.00%)

