

LungMAP

Jul 1, 2016 - Jul 31, 2016

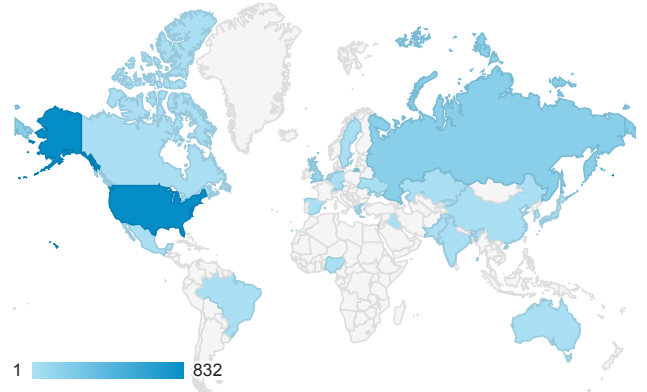
Some data in this report may have been removed when a threshold was applied. [Learn more](#)

All Users
100.00% Sessions

Pageviews by Page

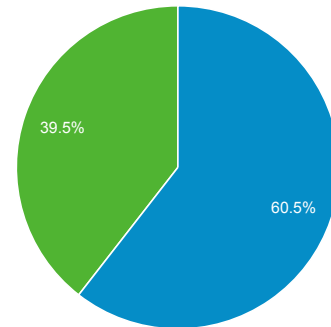
Page	Pageviews
/	2,510
/breath-lipidomics-time-course-experiment-page/?experimentId=LMEX0000000862&analysisId=LMAN0000000082&entityId=LMSP02020029	297
/register-and-upload/breath-data-submission-console/	277
/breath-lipidomics-time-course-experiment-page/?experimentId=LMEX0000000862&analysisId=LMAN0000000082	234
/breath-experiment-browser/?visibletabs=LMXT000000003	210
/about/lungmap-team/research-centers/cincinnati-childrens-hospital-medical-center/	166
/breath-search/?query=acta2&searchCategory=Gene&resultCategory=LMXT0000000015	165
/breath-lipidomics-time-course-experiment-page/?experimentId=LMEX0000000862&analysisId=	144
/breath-data-submission-experiment?experimentId=LMXS0000000132	142
/breath-lipidomics-time-course-experiment-page/?experimentId=LMEX0000000862&analysisId=LMAN0000000082&entityId=LMSP02020029+LMSP03010020+	118

Location



New VS returning visitors

Returning Visitor (blue) New Visitor (green)

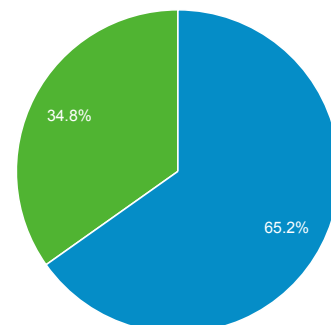


Sessions and % New Sessions by Default Channel Grouping

Default Channel Grouping	Sessions	% New Sessions
Direct	432	28.47%
Referral	415	45.54%
Organic Search	252	60.71%
Social	84	2.38%

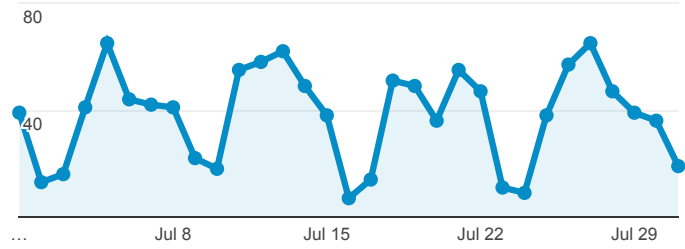
Demographics - Gender

male (blue) female (green)



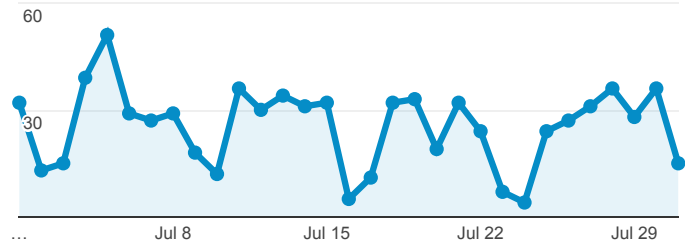
Visits

● Sessions



Unique users

● Users



Pageviews

9,686

% of Total: 100.00% (9,686)



Pages per visit

8.19

Avg for View: 8.19 (0.00%)



Bounce rate

48.86%

Avg for View: 48.86% (0.00%)



Session duration

00:11:38

Avg for View: 00:11:38 (0.00%)

