

LungMAP

Apr 1, 2017 - Apr 30, 2017

Some data in this report may have been removed when a threshold was applied. [Learn more](#)

All Users
100.00% Sessions

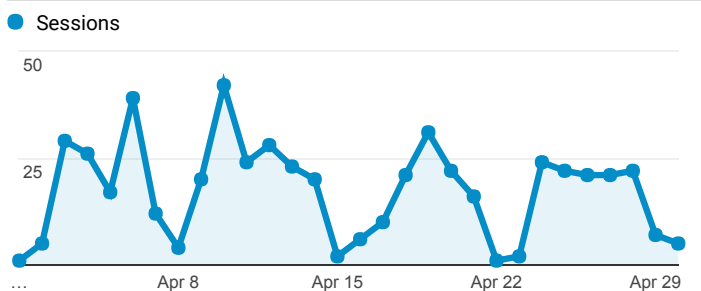
Pageviews by Page

Page	Pageviews
/	741
/about/lungmap-team/	137
/breath-hub/?searchCategory=id&query=LMXT00000003	69
/breath-rna-seq-experiment-details/?experimentId=LMEX0000000001&experimentType=LMXT0000000016&analysisId=&view=specificEntities&entityId=	57
/breath-hub/?searchCategory=id&query=LMXT000000018	47
/resources/ontologies/	46
/breath-hub/?searchCategory=id&query=LMXT000000016	41
/breath-search-page/?query=acta2&searchCategory=all&taxonId=&dataAvailable=	38
/about/system-plan/	37
/breath-hub/?mode=annotatedImages	35

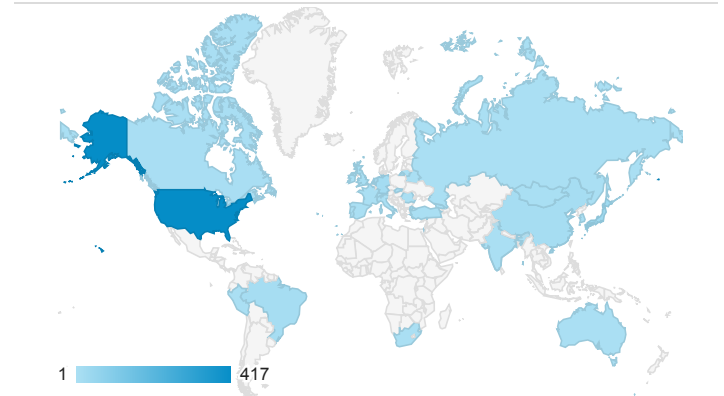
Sessions and % New Sessions by Default Channel Grouping

Default Channel Grouping	Sessions	% New Sessions
Direct	189	57.14%
Organic Search	189	38.10%
Referral	111	27.03%
Social	34	38.24%

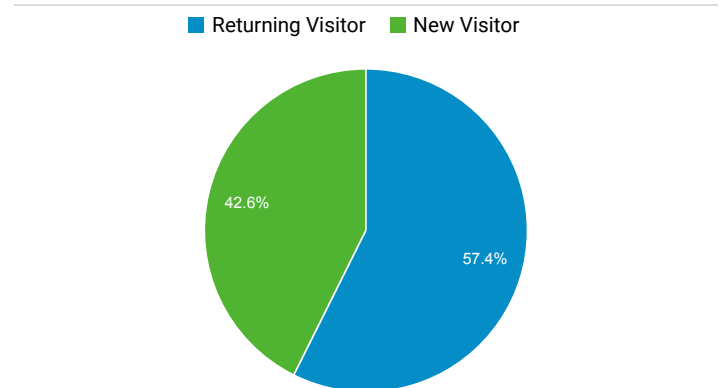
Visits



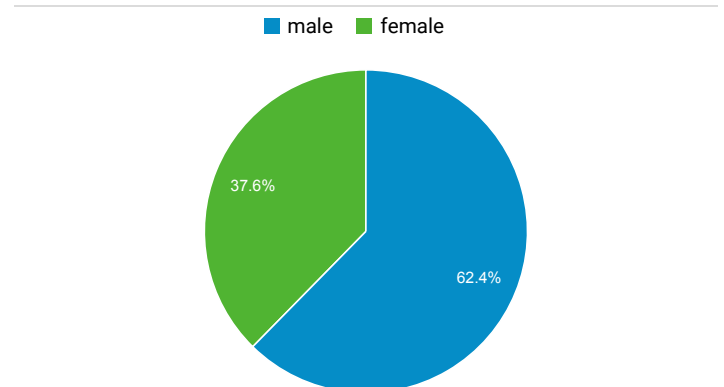
Location



New VS returning visitors



Demographics - Gender

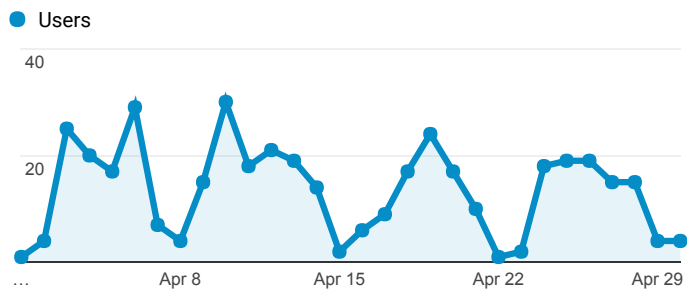


Pageviews

4,014
% of Total: 100.00% (4,014)



Unique users



Pages per visit

7.67

Avg for View: 7.67 (0.00%)



Bounce rate

42.83%

Avg for View: 42.83% (0.00%)



Session duration

00:06:55

Avg for View: 00:06:55 (0.00%)

