

LungMAP

Jun 1, 2016 - Jun 30, 2016

Some data in this report may have been removed when a threshold was applied. [Learn more](#)

All Users
100.00% Sessions

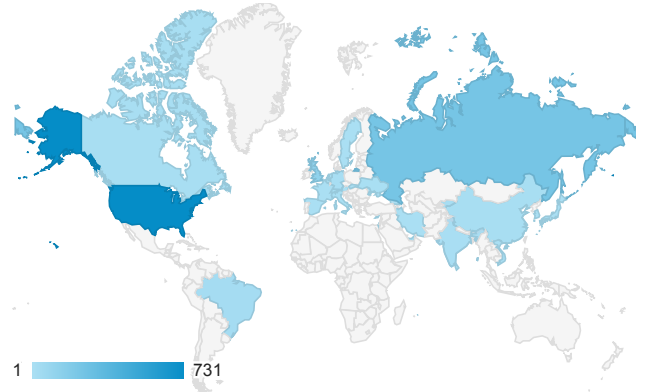
Pageviews by Page

Page	Pageviews
/	1,491
/register-and-upload/breath-data-submission-console/	286
/breath-experiment-browser/?visibletabs=LMXT000000003	201
/breath-data-submission-experiment?experimentId=LMXS0000000073	162
/about/lungmap-team/research-centers/cincinnati-childrens-hospital-medical-center/	131
/breath-data-submission-experiment?experimentId=LMXS0000000079	107
/breath-histology-experiment/?experimentId=LME00000000285	101
/breath-image-annotation-page/?experimentType=LMXT00000000002&experimentId=LME0000000000285&imageId=LME00000000285_IMG_36	100
/breath-rna-seq-experiment-details/?experimentId=LME0000000001&analysisId=LMA00000000037&entityId=Gene_ID_11475&clusterId=	96
/breath-experiment-browser/?visibletabs=LMXT0000000002 LMXT0000000003 LMXT0000000004 LMXT0000000005 LMXT0000000008 LMXT0000000021 LMXT0000000015 LMXT0000000018 LMXT0000000016 LMXT0000000017	93

Sessions and % New Sessions by Default Channel Grouping

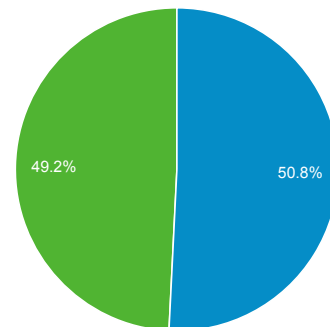
Default Channel Grouping	Sessions	% New Sessions
Referral	533	63.23%
Direct	366	40.16%
Organic Search	298	43.62%
Social	16	12.50%

Location



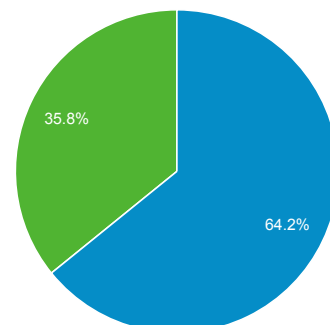
New VS returning visitors

■ New Visitor ■ Returning Visitor



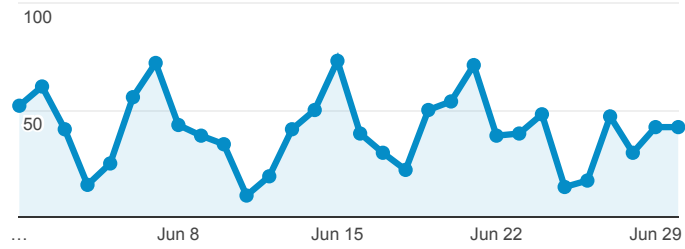
Demographics - Gender

■ male ■ female



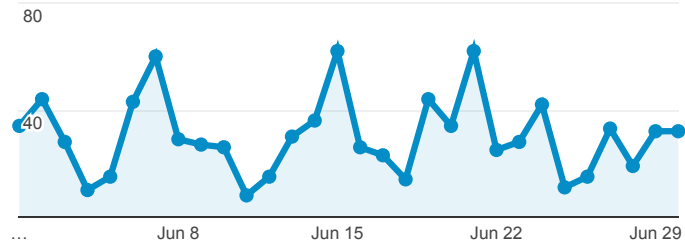
Visits

● Sessions



Unique users

● Users



Pageviews

6,652

% of Total: 100.00% (6,652)



Pages per visit

5.48

Avg for View: 5.48 (0.00%)



Bounce rate

60.18%

Avg for View: 60.18% (0.00%)



Session duration

00:06:51

Avg for View: 00:06:51 (0.00%)

