

LungMAP

Feb 1, 2017 - Feb 28, 2017

Some data in this report may have been removed when a threshold was applied. [Learn more](#)

All Users
100.00% Sessions

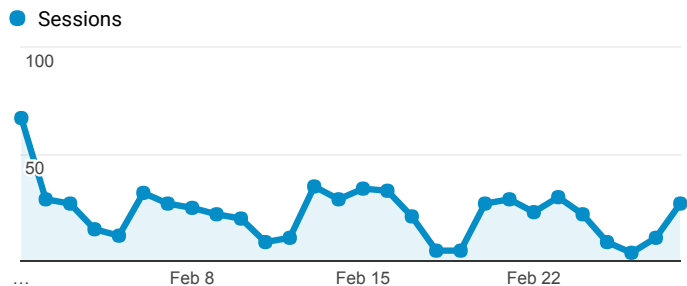
Pageviews by Page

Page	Pageviews
/	966
/about/lungmap-team/	77
/breath-ontology-browser/	59
/resources/ontologies/	54
/resources/themes/	48
/document-library/documents/	44
/resources/publications/	43
/3d-mmvr	41
/about/lungmap-team/human-tissue-core/	38
/breath-hub/?searchCategory=id&query=LMXT000000018	38

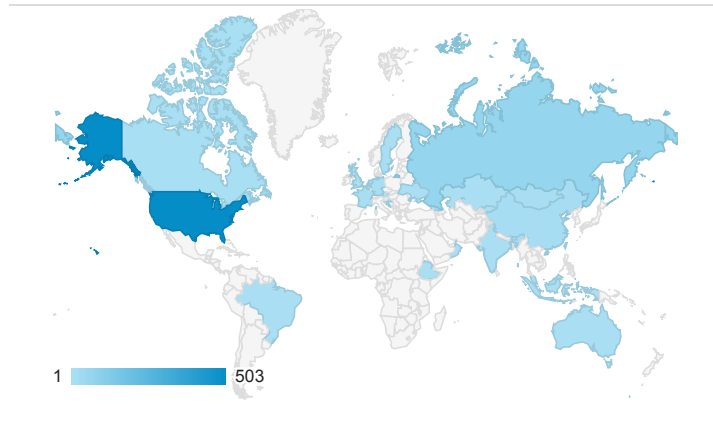
Sessions and % New Sessions by Default Channel Grouping

Default Channel Grouping	Sessions	% New Sessions
Direct	241	34.44%
Organic Search	202	39.60%
Referral	188	36.70%
Social	9	88.89%

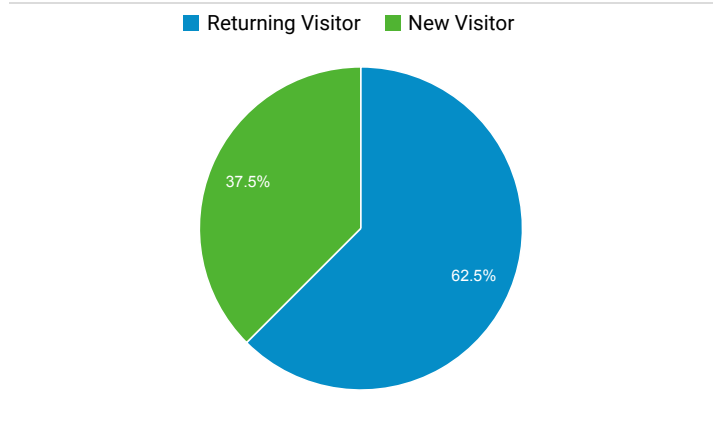
Visits



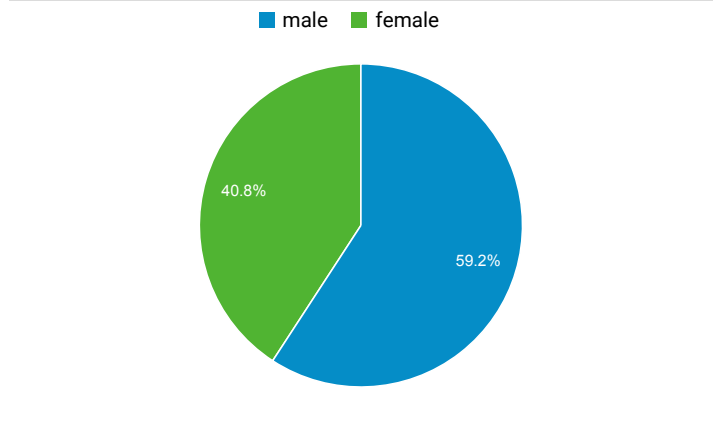
Location



New VS returning visitors



Demographics - Gender

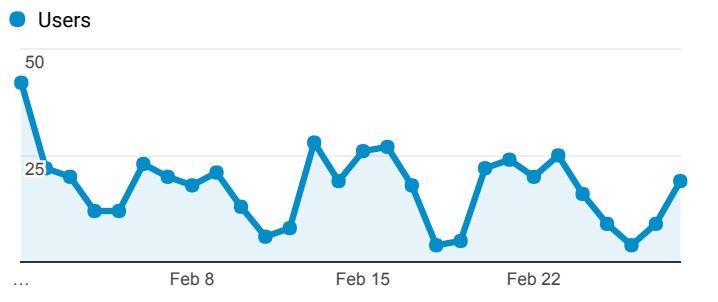


Pageviews

3,948
% of Total: 100.00% (3,948)



Unique users



Pages per visit

6.17

Avg for View: 6.17 (0.00%)



Bounce rate

46.56%

Avg for View: 46.56% (0.00%)



Session duration

00:05:22

Avg for View: 00:05:22 (0.00%)

