

LungMAP

May 1, 2016 - May 31, 2016

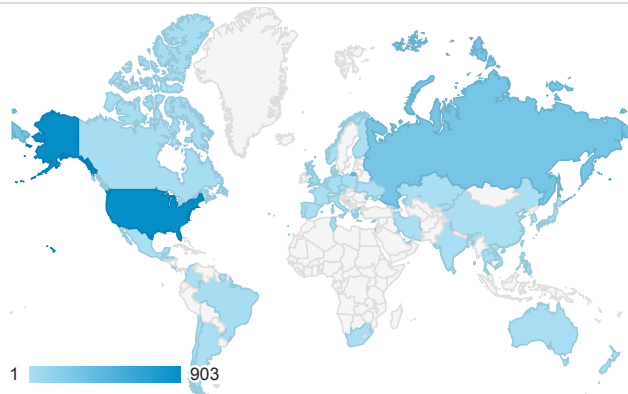
Some data in this report may have been removed when a threshold was applied. [Learn more](#)

All Users
100.00% Sessions

Pageviews by Page

Page	Pageviews
/	2,220
/breath-data-submission-experiment?experimentId=LMXS0000000026	675
/register-and-upload/breath-data-submission-console/	618
/breath-experiment-browser/?visibletabs=LMXT000000003	258
/about/lungmap-team/research-centers/cincinnati-childrens-hospital-medical-center/	232
/breath-lipidomics-time-course-experiment-page/?experimentId=LMEX00000000862&analysisId=	202
/breath-immunofluorescence-experiment/?experimentId=LMEX00000000247	188
/breath-data-submission-experiment/	183
/breath-histology-experiment/?experimentId=LMEX00000000282	173
/breath-experiment-browser/?visibletabs=LMXT000000002	148

Location

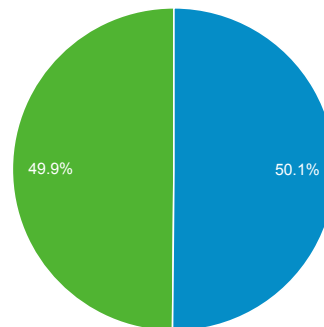


Sessions and % New Sessions by Default Channel Grouping

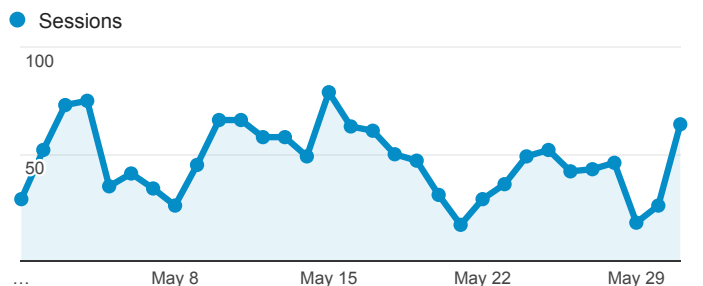
Default Channel Grouping	Sessions	% New Sessions
Referral	610	68.69%
Direct	545	30.83%
Organic Search	289	45.67%
Social	16	56.25%

New VS returning visitors

Returning Visitor New Visitor

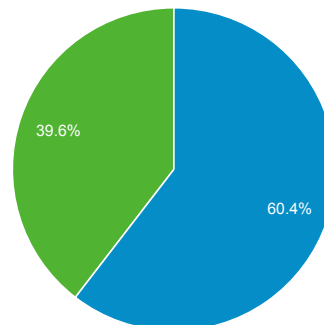


Visits

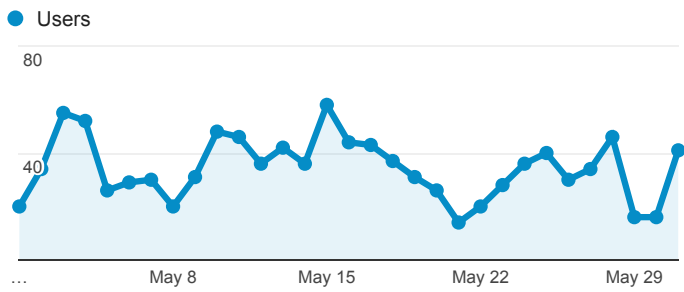


Demographics - Gender

male female



Unique users



Pageviews

12,074

% of Total: 100.00% (12,074)



Pages per visit

8.27

Avg for View: 8.27 (0.00%)



Bounce rate

54.32%

Avg for View: 54.32% (0.00%)



Session duration

00:11:38

Avg for View: 00:11:38 (0.00%)

