

# LungMAP

Jan 1, 2017 - Jan 31, 2017

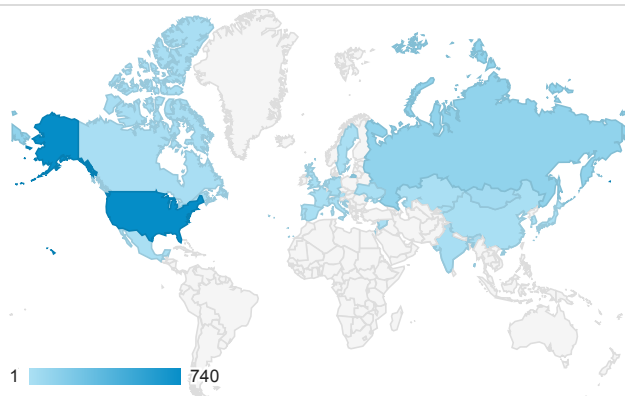
Some data in this report may have been removed when a threshold was applied. [Learn more](#)

All Users  
100.00% Sessions

## Pageviews by Page

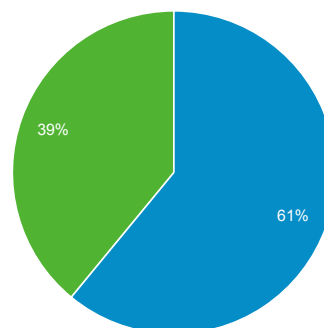
Page	Pageviews
/	1,565
/about/lungmap-team/	128
/breath-rna-seq-experiment-details/?experimentId=LME0000000001&displayCategory=LMAN000000037&entityId=&view=specificEntity&entities=Acta2	122
/breath-omics-experiment-page/?experimentId=LME0000000862&experimentType=LMXT00000005&analysisId=&view=specificEntities	110
/breath-rna-seq-experiment-details/?experimentId=LME0000000001&displayCategory=LMAN000000037_genes&entityId=&view=specificEntity&entities=Acta2	110
/breath-rna-seq-experiment-details/?experimentId=LME0000000001&displayCategory=LMAN000000037_cell&entityId=&view=specificEntity&entities=Acta2	103
/resources/themes/	99
/breath-immunofluorescence-experiment/?experimentId=LME0000000262	91
/breath-rna-seq-experiment-details/?experimentId=LME0000000001&displayCategory=experimentDetails&entityId=&view=specificEntity&entities=Acta2	87
/breath-image-annotation-page/?experimentType=LMXT0000000003&experimentId=LME000000008&imageId=LME000000008_IMG_4	82

## Location



## New VS returning visitors

Returning Visitor (blue) New Visitor (green)

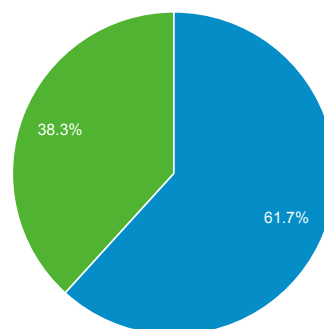


## Sessions and % New Sessions by Default Channel Grouping

Default Channel Grouping	Sessions	% New Sessions
Referral	387	30.49%
Direct	381	41.47%
Organic Search	184	52.72%
Social	11	27.27%

## Demographics - Gender

male (blue) female (green)



## Pageviews

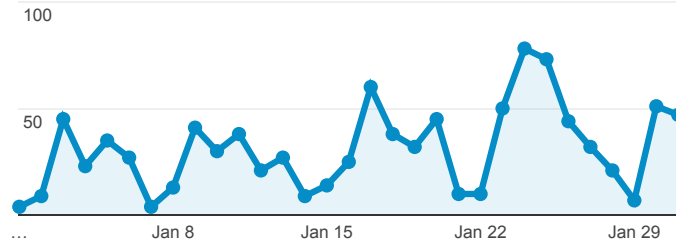
11,319

% of Total: 100.00% (11,319)



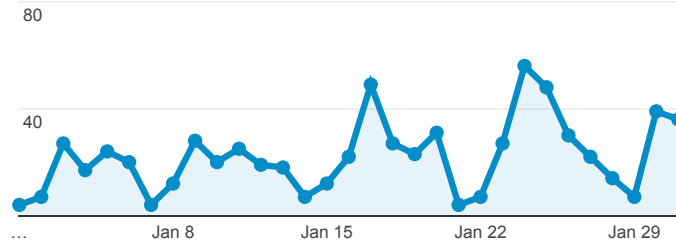
## Visits

● Sessions



## Unique users

● Users



## Pages per visit

**11.75**

Avg for View: 11.75 (0.00%)



## Bounce rate

**45.69%**

Avg for View: 45.69% (0.00%)



## Session duration

**00:13:01**

Avg for View: 00:13:01 (0.00%)

