

LungMAP

Mar 1, 2016 - Mar 31, 2016

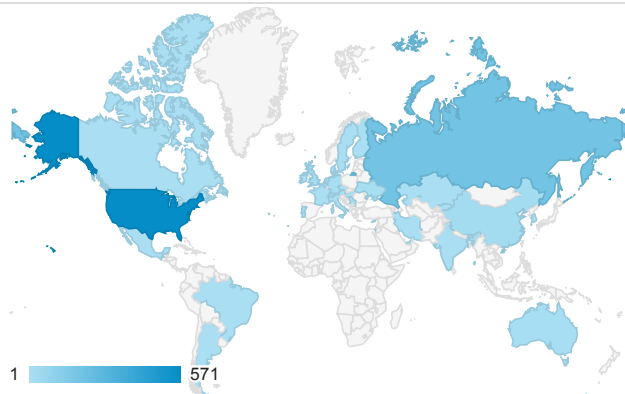
Some data in this report may have been removed when a threshold was applied. [Learn more](#)

All Users
100.00% Sessions

Pageviews by Page

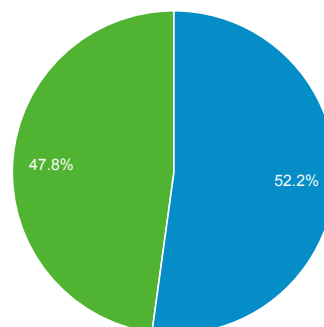
Page	Pageviews
/	1,083
/breath-test-annotator-page/?experimentid=LME X0000000247	688
/breath-immunofluorescence-experiment/?experi mentId=LME X0000000250	332
/breath-image-annotation-page/?experimentTyp eId=LMT0000000003&experimentId=LME X00 00000250&imageId=LME X0000000250_IMG_2	331
/register-and-upload/sop-upload-page/	261
/breath-proteomics-time-course-experiment/?ex perimentId=LME X0000000180&analysisId=LMA N00000000025&entityId=P48036	204
/breath-ontology-annotator/	191
/breath-immunofluorescence-experiment/?experi mentId=LME X0000000268	152
/about/lungmap-team/research-centers/cincinnati-childrens-hospital-medical-center/	140
/breath-immunofluorescence-experiment/?experi mentId=LME X0000000247	100

Location



New VS returning visitors

Returning Visitor New Visitor

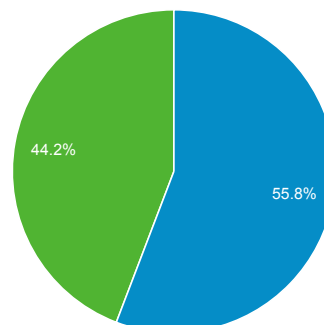


Sessions and % New Sessions by Default Channel Grouping

Default Channel Grouping	Sessions	% New Sessions
Referral	359	60.72%
Organic Search	293	34.47%
Direct	241	45.64%
Social	6	16.67%

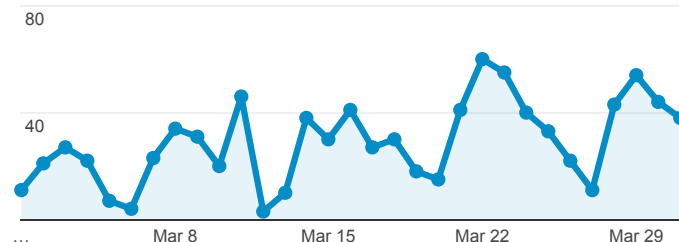
Demographics - Gender

male female

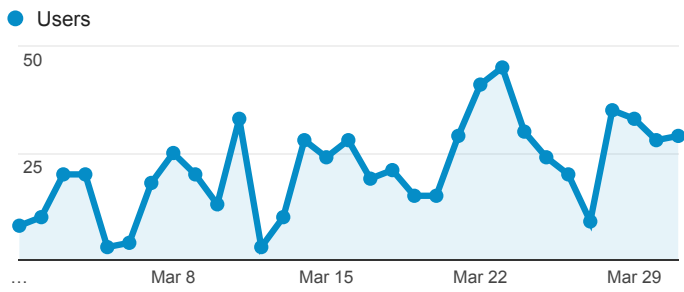


Visits

Sessions



Unique users



Pageviews

6,448

% of Total: 100.00% (6,448)



Pages per visit

7.17

Avg for View: 7.17 (0.00%)



Bounce rate

52.39%

Avg for View: 52.39% (0.00%)



Session duration

00:10:13

Avg for View: 00:10:13 (0.00%)

