

LungMAP

Apr 1, 2016 - Apr 30, 2016

Some data in this report may have been removed when a threshold was applied. [Learn more](#)

All Users
100.00% Sessions

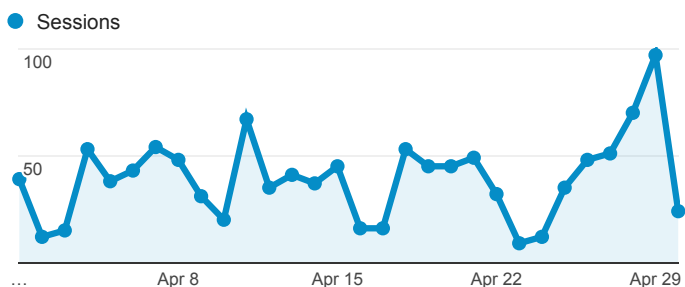
Pageviews by Page

Page	Pageviews
/	1,181
/register-and-upload/breath-data-submission-console/	837
/breath-immunofluorescence-experiment/?experimentId=LMEX0000000247	260
/breath-image-annotation-page/?experimentType=LMXT0000000002&experimentId=LMEX000000282&imageId=LMEX0000000282_IMG_1	248
/register-and-upload/sop-upload-page/	215
/breath-image-annotation-page/?experimentType=LMXT0000000003&experimentId=LMEX000000247&imageId=LMEX0000000247_IMG_2	186
/breath-experiment-browser/?visibletabs=LMXT000000003	151
/about/lungmap-team/research-centers/cincinnati-childrens-hospital-medical-center/	147
/documents/sop-search-page/	142
/breath-histology-experiment/?experimentId=LMEX0000000282	125

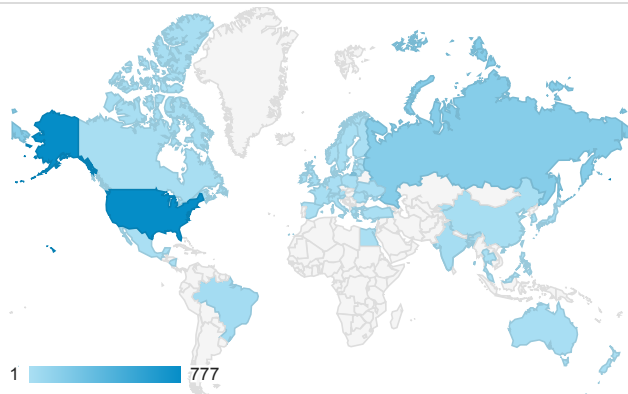
Sessions and % New Sessions by Default Channel Grouping

Default Channel Grouping	Sessions	% New Sessions
Referral	562	52.14%
Direct	311	44.05%
Organic Search	303	36.63%
Social	4	25.00%

Visits

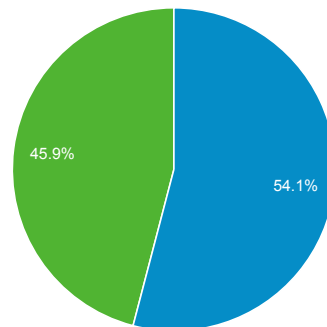


Location



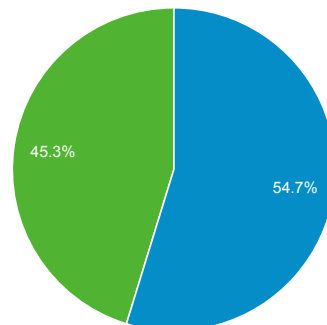
New VS returning visitors

■ Returning Visitor ■ New Visitor

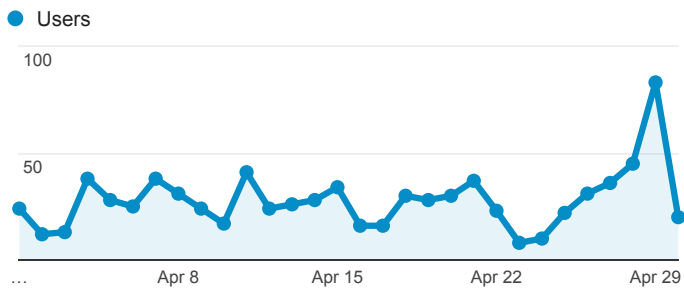


Demographics - Gender

■ male ■ female



Unique users



Pageviews

7,599

% of Total: 100.00% (7,599)



Pages per visit

6.44

Avg for View: 6.44 (0.00%)



Bounce rate

51.27%

Avg for View: 51.27% (0.00%)



Session duration

00:09:49

Avg for View: 00:09:49 (0.00%)

