

LungMAP

Dec 1, 2016 - Dec 31, 2016

Some data in this report may have been removed when a threshold was applied. [Learn more](#)

All Users
100.00% Sessions

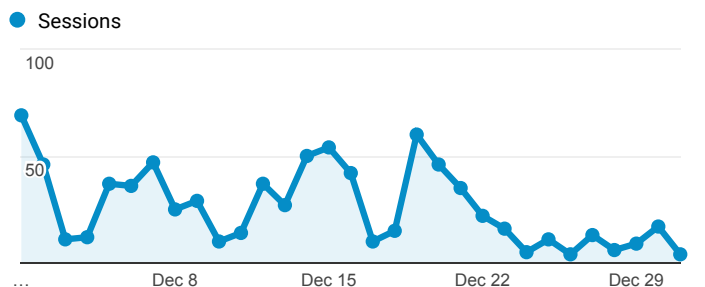
Pageviews by Page

Page	Pageviews
/	1,101
/breath-image-annotation-page/?experimentTypeld=LMXT0000000003&experimentId=LMEEX0000000262&imageId=LMEEX0000000262_IMG_2	495
/sharebutton.to	149
/breath-image-annotation-page/?experimentTypeld=LMXT0000000003&experimentId=LMEEX0000000262&imageId=LMEEX0000000262_IMG_4	112
/breath-experiment-browser/?visibletabs=LMXT0000000003	104
/breath-ontology-browser/	91
/resources/sop-search-page?stage=Stage	80
/breath-image-annotation-page/?experimentTypeld=LMXT0000000003&experimentId=LMEEX0000000262&imageId=LMEEX0000000262_IMG_1	67
/about/lungmap-team/	60
/stories/	60

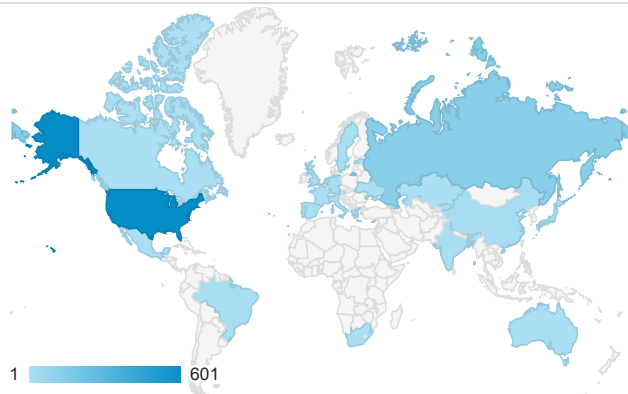
Sessions and % New Sessions by Default Channel Grouping

Default Channel Grouping	Sessions	% New Sessions
Referral	328	32.62%
Direct	280	33.21%
Organic Search	178	58.99%
Social	33	9.09%

Visits

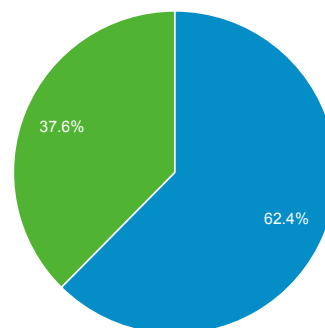


Location



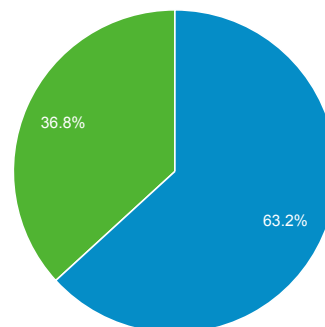
New VS returning visitors

Returning Visitor New Visitor



Demographics - Gender

male female



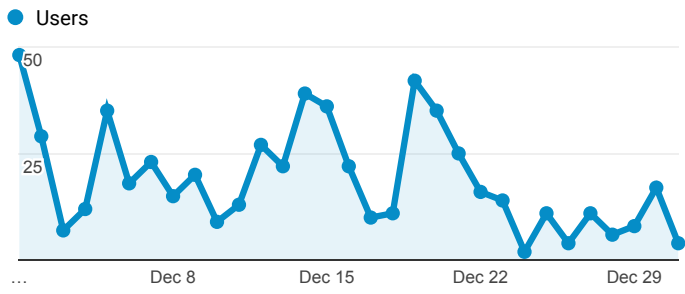
Pageviews

5,021

% of Total: 100.00% (5,021)



Unique users



Pages per visit

6.13

Avg for View: 6.13 (0.00%)



Bounce rate

37.85%

Avg for View: 37.85% (0.00%)



Session duration

00:07:30

Avg for View: 00:07:30 (0.00%)

