

LungMAP

Jul 1, 2017 - Jul 31, 2017

Some data in this report may have been removed when a threshold was applied. [Learn more](#)

All Users
100.00% Sessions

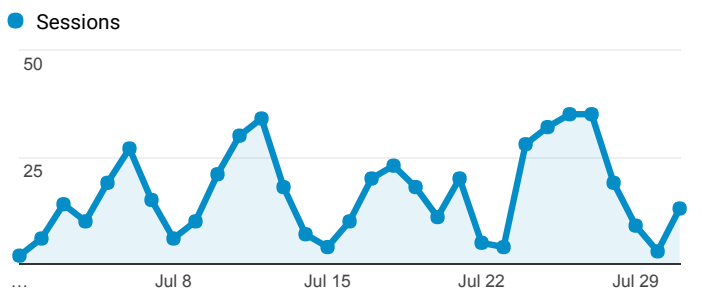
Pageviews by Page

Page	Pageviews
/	567
/about/lungmap-team/	91
/breath-hub/?searchCategory=id&query=LMXT000000018	56
/about/system-plan/	41
/breath-hub/?searchCategory=id&query=LMXT000000016	41
/about/lungmap-team/human-tissue-core/	34
/breath-download-page/	29
/3d-mmvr	24
/news-and-events/view/21	24
/breath-omics-experiment-page/?experimentId=L MEX0000000295&experimentTypeId=LMXT0000 000018&analysisId=&view=specificEntities&entit yId=	22

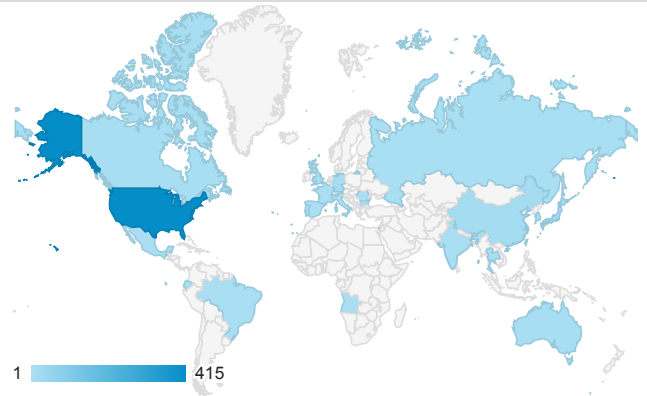
Sessions and % New Sessions by Default Channel Grouping

Default Channel Grouping	Sessions	% New Sessions
Organic Search	223	49.33%
Direct	214	61.68%
Referral	61	36.07%
Social	10	90.00%

Visits

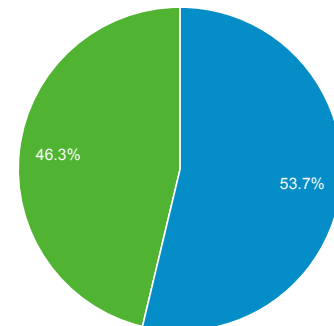


Location



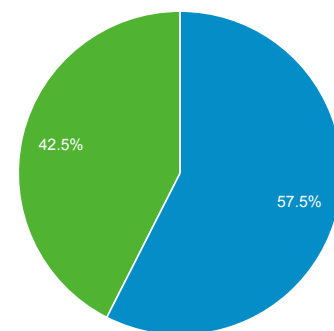
New VS returning visitors

New Visitor Returning Visitor



Demographics - Gender

male female



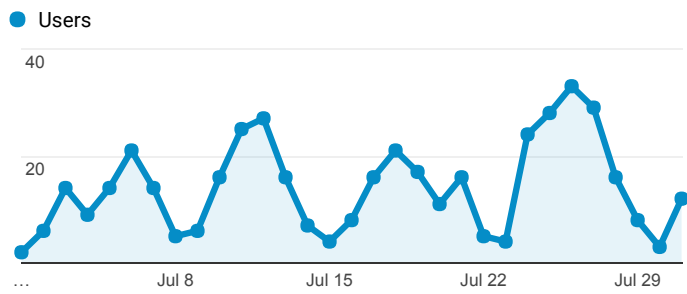
Pageviews

2,631

% of Total: 100.00% (2,631)



Unique users



Pages per visit

5.18

Avg for View: 5.18 (0.00%)



Bounce rate

50.98%

Avg for View: 50.98% (0.00%)



Session duration

00:03:12

Avg for View: 00:03:12 (0.00%)

