

# LungMAP

Feb 1, 2016 - Feb 29, 2016

Some data in this report may have been removed when a threshold was applied. [Learn more](#)

All Users  
100.00% Sessions

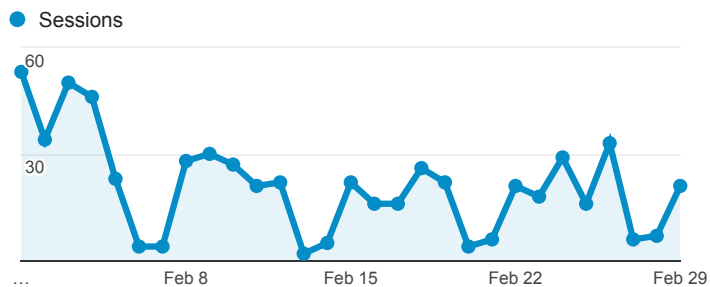
## Pageviews by Page

Page	Pageviews
/	974
/about/lungmap-team/research-centers/cincinnati-childrens-hospital-medical-center/	155
/breath-experiment-browser/?visibletabs=LMXT000000004	134
/breath-experiment-browser/?visibletabs=LMXT000000002	112
/breath-experiment-browser/?visibletabs=LMXT000000003	98
/breath-search-results/?cat=Genes&q=acta2	94
/help/glossary/?stage=Stage	80
/breath-ontology-browser/	79
/register-and-upload/sop-upload-page/	79
/resources/publications/	75

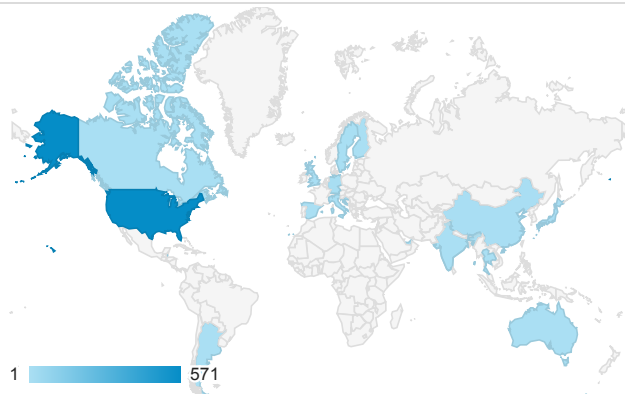
## Sessions and % New Sessions by Default Channel Grouping

Default Channel Grouping	Sessions	% New Sessions
Direct	306	39.54%
Organic Search	256	40.23%
Referral	43	13.95%
Social	7	71.43%

## Visits

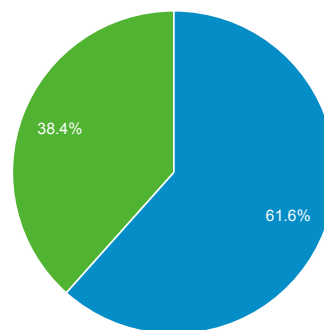


## Location



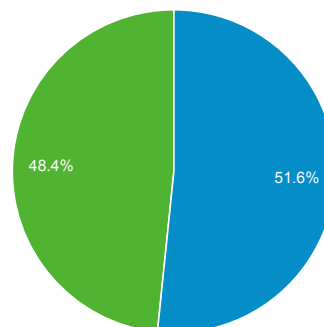
## New VS returning visitors

■ Returning Visitor ■ New Visitor

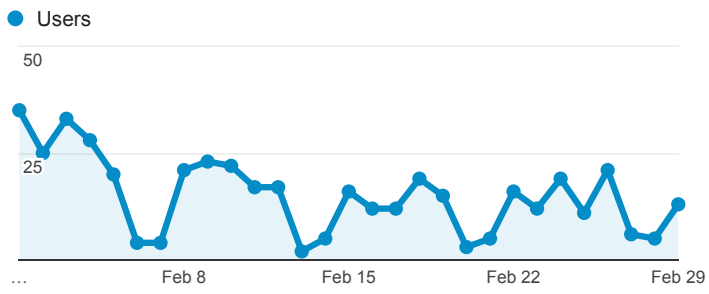


## Demographics - Gender

■ male ■ female



## Unique users



## Pageviews

**4,762**

% of Total: 100.00% (4,762)



## Pages per visit

**7.78**

Avg for View: 7.78 (0.00%)



## Bounce rate

**36.60%**

Avg for View: 36.60% (0.00%)



## Session duration

**00:08:47**

Avg for View: 00:08:47 (0.00%)

