

# LungMAP

Mar 1, 2017 - Mar 31, 2017

Some data in this report may have been removed when a threshold was applied. [Learn more](#)

All Users  
100.00% Sessions

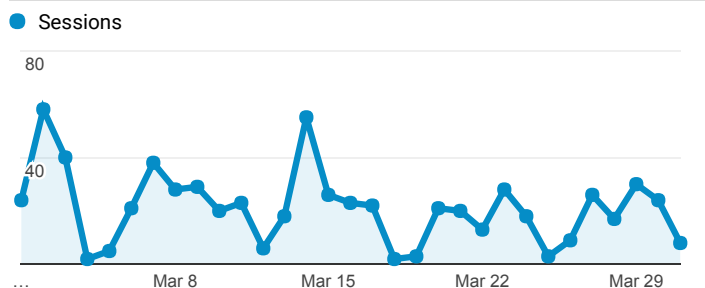
## Pageviews by Page

Page	Pageviews
/	737
/about/lungmap-team/	105
/breath-hub/?searchCategory=id&query=LMXT000000016	66
/breath-hub/?searchCategory=id&query=LMXT000000018	61
/breath-download-page/	51
/breath-rna-seq-experiment-details/?experimentId=LMEX0000000001&experimentTypeId=LMXT0000000016&analysisId=&view=specificEntities&entityId=	46
/document-library/documents/	45
/resources/ontologies/	44
/about/	41
/about/system-plan/	40

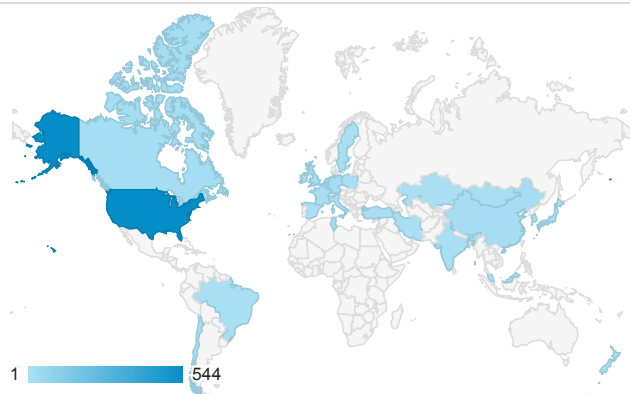
## Sessions and % New Sessions by Default Channel Grouping

Default Channel Grouping	Sessions	% New Sessions
Direct	330	61.82%
Organic Search	208	46.15%
Referral	113	13.27%
Social	9	100.00%

## Visits

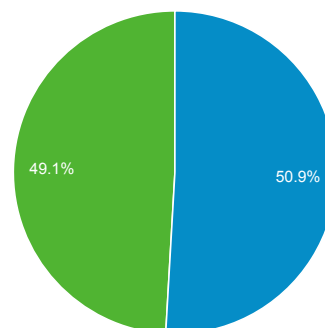


## Location



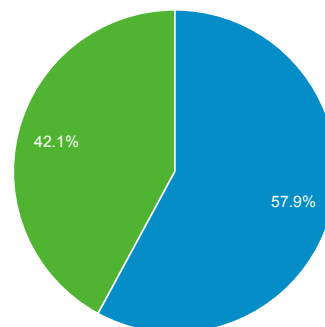
## New VS returning visitors

Returning Visitor New Visitor



## Demographics - Gender

male female

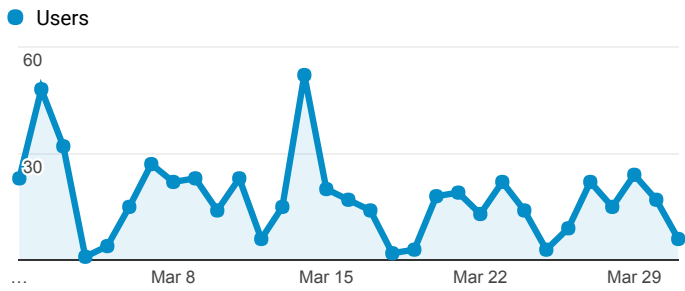


## Pageviews

3,896  
% of Total: 100.00% (3,896)



## Unique users



## Pages per visit

**5.90**

Avg for View: 5.90 (0.00%)



## Bounce rate

**45.00%**

Avg for View: 45.00% (0.00%)



## Session duration

**00:04:51**

Avg for View: 00:04:51 (0.00%)

