

# LungMAP

Jan 1, 2015 - Dec 31, 2015

Some data in this report may have been removed when a threshold was applied. [Learn more](#)

**All Users**  
100.00% Sessions

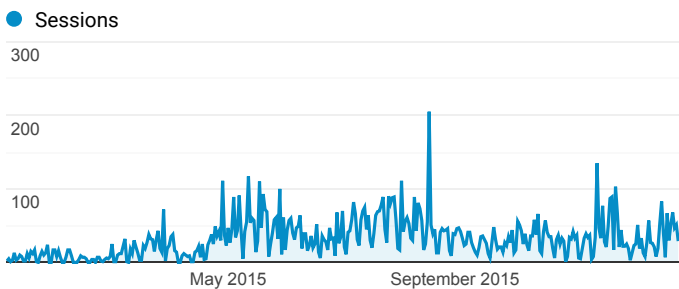
## Pageviews by Page

| Page   | Pageviews |
|--|-----------|
| /  | 12,991    |
| /breath/   | 4,133     |
| /about/lungmap-team/research-centers/cincinnati-childrens-hospital-medical-center/                                   | 1,435     |
| /breath-search-results/?cat=Genes&q=acta2  | 917       |
| /resources/lung-image-gallery/   | 804       |
| /resources/publications/   | 624       |
| /resources/videos/   | 495       |
| /breath-experiment-browser/  | 476       |
| /breath-rna-seq-experiment-details/?experimentid=LME0000000001&analysisid=null&entrezid=Gene_ID_11475&clusterid=null | 461       |
| /documents/  | 454       |


## Sessions and % New Sessions by Default Channel Grouping

| Default Channel Grouping | Sessions | % New Sessions |
|--------------------------|----------|----------------|
| Referral                 | 5,983    | 69.70%         |
| Direct                   | 3,787    | 57.46%         |
| Organic Search           | 1,793    | 43.78%         |
| Social                   | 87       | 72.41%         |
| Email                    | 9        | 44.44%         |

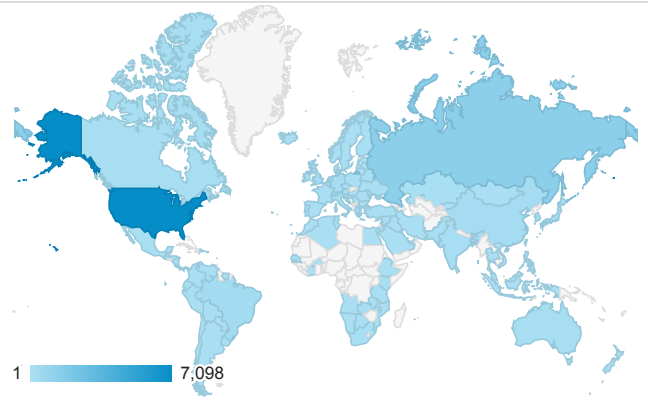
## Visits



## Unique users

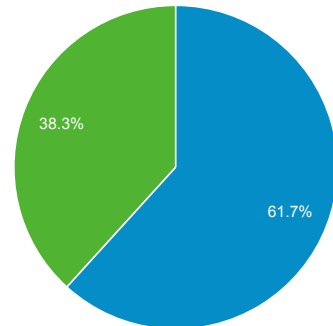


## Location



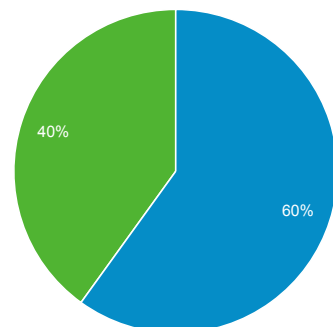
## New VS returning visitors

■ New Visitor ■ Returning Visitor



## Demographics - Gender

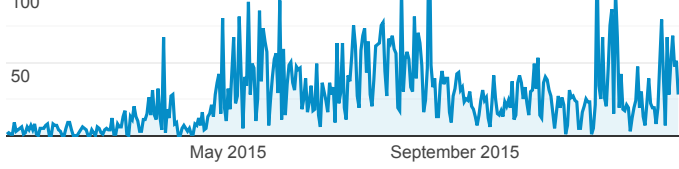
■ male ■ female



## Pageviews

**52,815**  
% of Total: 100.00% (52,815)





#### Pages per visit

---

**4.53**

Avg for View: 4.53 (0.00%)



#### Bounce rate

---

**61.41%**

Avg for View: 61.41% (0.00%)



#### Session duration

---

**00:05:10**

