

LungMAP

Jan 1, 2016 - Dec 31, 2016

Some data in this report may have been removed when a threshold was applied. [Learn more](#)

All Users
100.00% Sessions

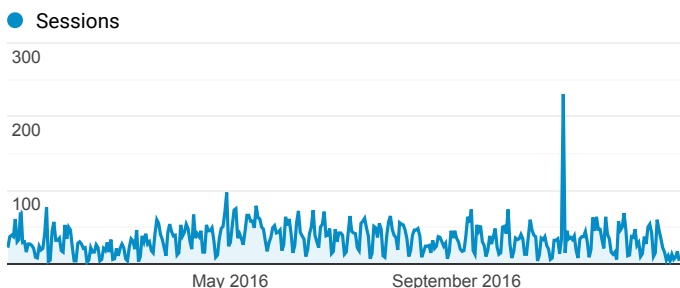
Pageviews by Page

Page	Pageviews
/	17,101
/register-and-upload/breath-data-submission-console/	2,085
/breath-experiment-browser/?visibletabs=LMXT000000003	1,696
/about/lungmap-team/research-centers/cincinnati-childrens-hospital-medical-center/	1,270
/breath-ontology-browser/	947
/breath-experiment-browser/?visibletabs=LMXT000000004	910
/breath-experiment-browser/?visibletabs=LMXT000000002	893
/breath-test-annotator-page/?experimentid=LME X0000000247	756
/breath-data-submission-experiment?experimentId=LMXS0000000026	676
/breath-immunofluorescence-experiment/?experimentId=LME X00000000247	624

Sessions and % New Sessions by Default Channel Grouping

Default Channel Grouping	Sessions	% New Sessions
Referral	4,837	53.50%
Direct	4,379	41.27%
Organic Search	2,993	44.84%
Social	254	11.81%

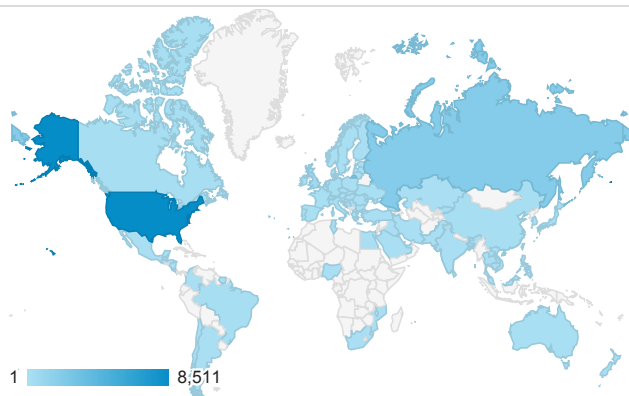
Visits



Unique users

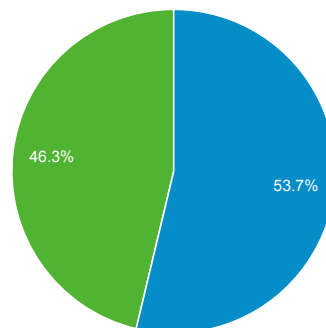


Location



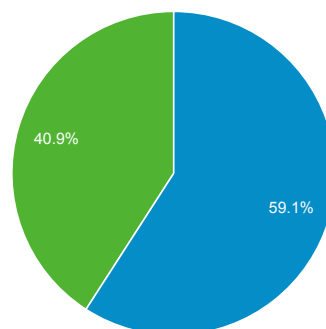
New VS returning visitors

■ Returning Visitor ■ New Visitor



Demographics - Gender

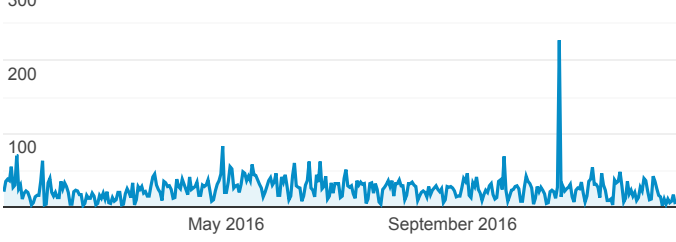
■ male ■ female



Pageviews

84,446
% of Total: 100.00% (84,446)





Pages per visit

6.78

Avg for View: 6.78 (0.00%)



Bounce rate

50.50%

Avg for View: 50.50% (0.00%)



Session duration

00:08:52

Avg for View: 00:08:52 (0.00%)

